



# VIVEK COLLEGE OF EDUCATION, BIJNOR

Moradabad Road, Post- Agri, Bijnor PIN-246701 Mob. 8057100200

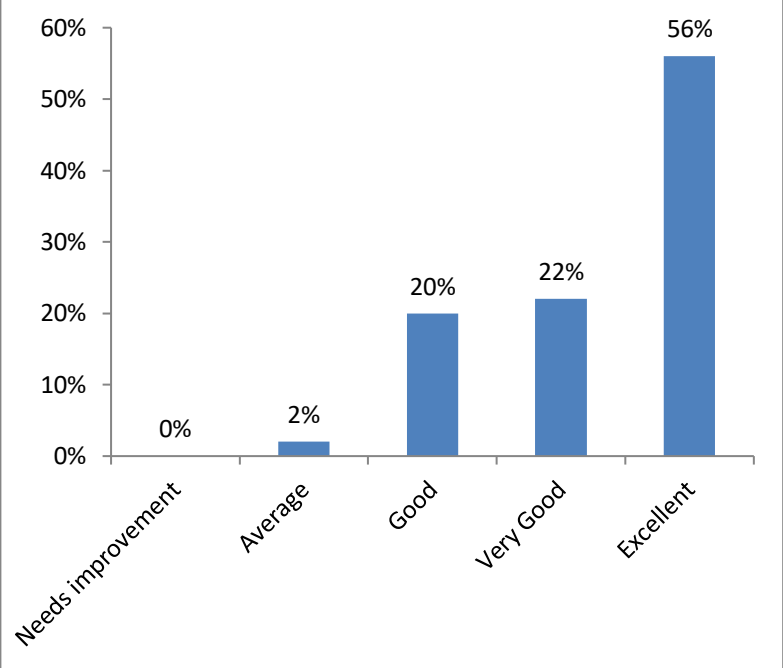
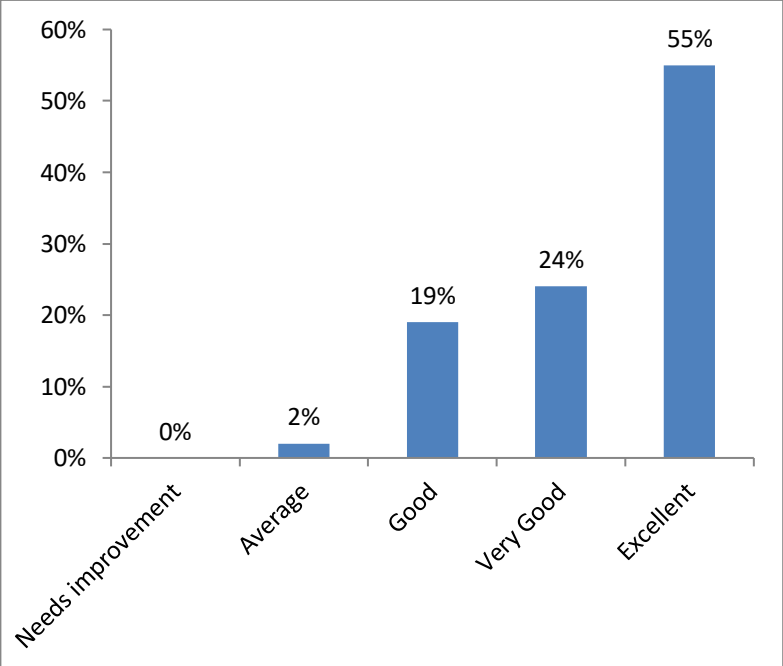
Recognized under section 2(f) & 12(B) of the UGC Act 1956

Affiliated to M. J. P. Rohilkhand University, Bareilly

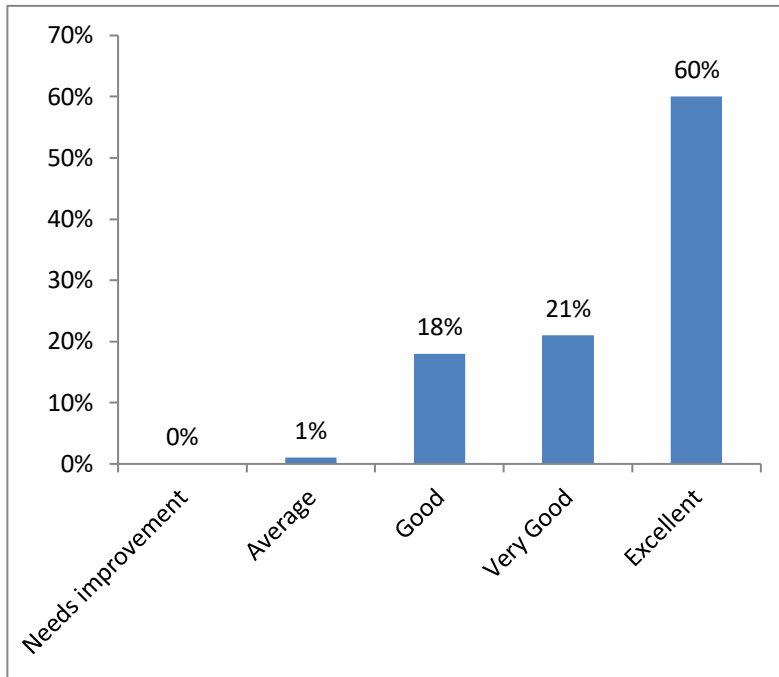
Accredited 'B++' grade by NAAC

## Evaluation of Stack holder Feedback

(2021-2022)

Sr. No.	Feedback from Stack holder	Action Taken												
1	<p style="text-align: center;"><b>General discipline of the students</b></p>  <table border="1" data-bbox="268 674 1054 1339"> <caption>General discipline of the students</caption> <thead> <tr> <th>Category</th> <th>Percentage</th> </tr> </thead> <tbody> <tr> <td>Needs improvement</td> <td>0%</td> </tr> <tr> <td>Average</td> <td>2%</td> </tr> <tr> <td>Good</td> <td>20%</td> </tr> <tr> <td>Very Good</td> <td>22%</td> </tr> <tr> <td>Excellent</td> <td>56%</td> </tr> </tbody> </table>	Category	Percentage	Needs improvement	0%	Average	2%	Good	20%	Very Good	22%	Excellent	56%	<p>When analysis of Stack holder feedback survey was made it was found that majority of the stack holders i.e. 56 per cent were found that General discipline of the students of the college was excellent, not even a single stack holder was unsatisfied with it.</p> <p><b>Action Taken: Not Needed</b></p>
Category	Percentage													
Needs improvement	0%													
Average	2%													
Good	20%													
Very Good	22%													
Excellent	56%													
2	<p style="text-align: center;"><b>Competence of the students</b></p>  <table border="1" data-bbox="268 1449 1054 2114"> <caption>Competence of the students</caption> <thead> <tr> <th>Category</th> <th>Percentage</th> </tr> </thead> <tbody> <tr> <td>Needs improvement</td> <td>0%</td> </tr> <tr> <td>Average</td> <td>2%</td> </tr> <tr> <td>Good</td> <td>19%</td> </tr> <tr> <td>Very Good</td> <td>24%</td> </tr> <tr> <td>Excellent</td> <td>55%</td> </tr> </tbody> </table>	Category	Percentage	Needs improvement	0%	Average	2%	Good	19%	Very Good	24%	Excellent	55%	<p>When analysis of Stack holder feedback survey was made it was found that majority of the stack holders i.e. 55 per cent were found that Competence of the students of the college was excellent, not even a single stack holder was unsatisfied with it.</p> <p><b>Action Taken: Not Needed</b></p>
Category	Percentage													
Needs improvement	0%													
Average	2%													
Good	19%													
Very Good	24%													
Excellent	55%													

### Classrooms and Lab facilities

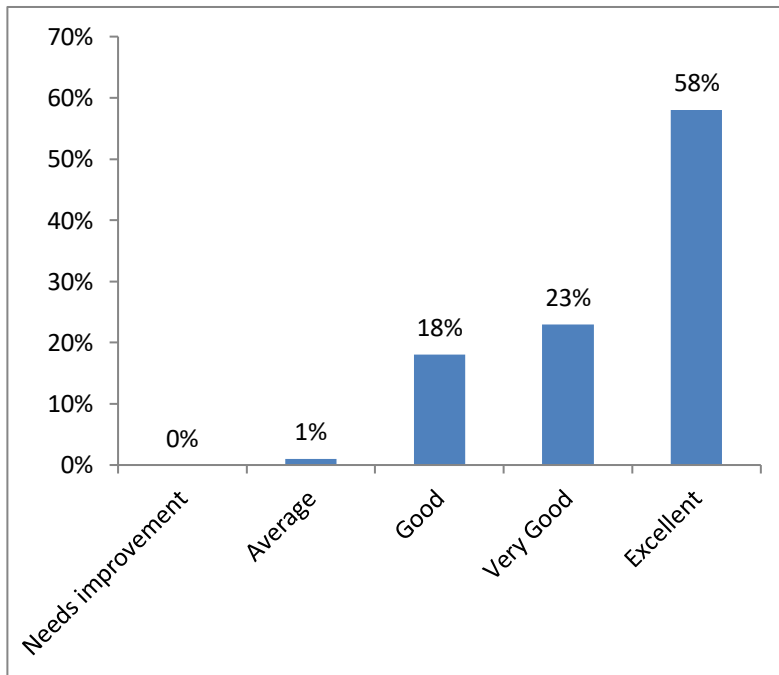


3

When analysis of Stack holder feedback survey was made it was found that majority of the stack holders i.e. 60 per cent were found that Classrooms and Lab facilities of the college was excellent, not even a single stack holder was unsatisfied with it.

**Action Taken: Not Needed**

### Availability of Vocational/Add-on/Skill oriented Courses



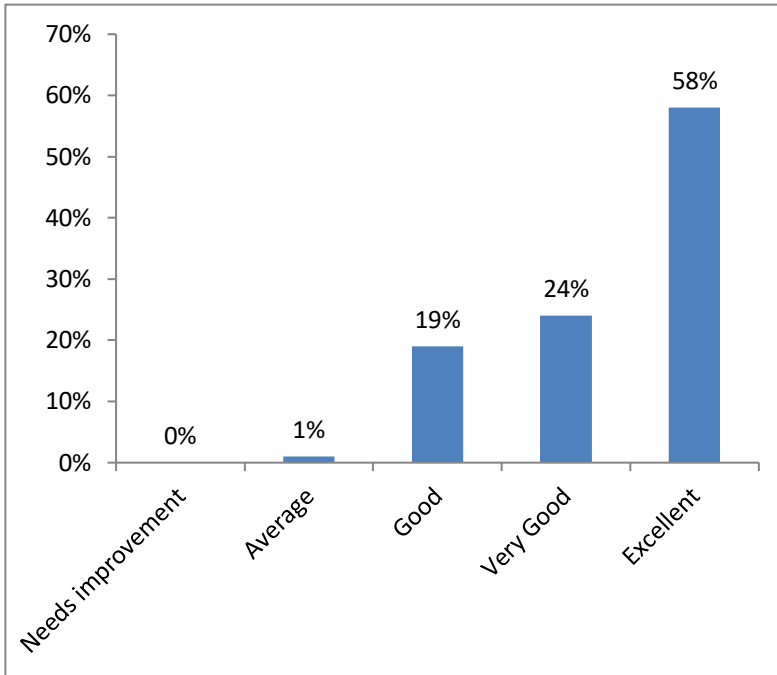
4

When analysis of Stack holder feedback survey was made it was found that majority of the stack holders i.e. 58 per cent were found that Availability of Vocational/Add-on/Skill oriented Courses of the college was excellent, not even a single stack holder was unsatisfied with it.

**Action Taken: Not Needed**

5

**Productive use of software/lab facilities/other digital resources**

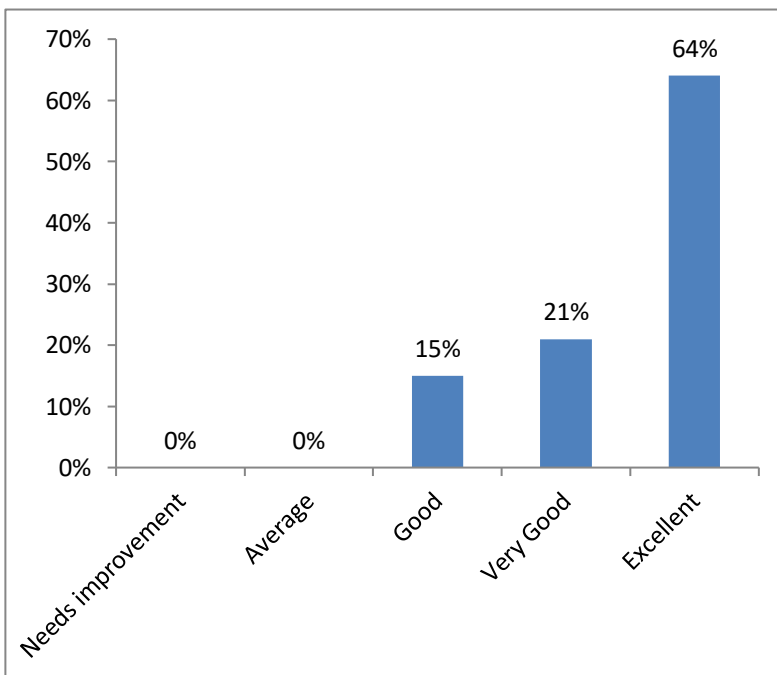


When analysis of Stack holder feedback survey was made it was found that majority of the stack holders i.e. 58 per cent were found that Productive use of software/lab facilities/other digital resources of the college was excellent, not even a single stack holder was unsatisfied with it.

**Action Taken: Not Needed**

6

**Your perception about the competence of Teachers and Laboratory staff**

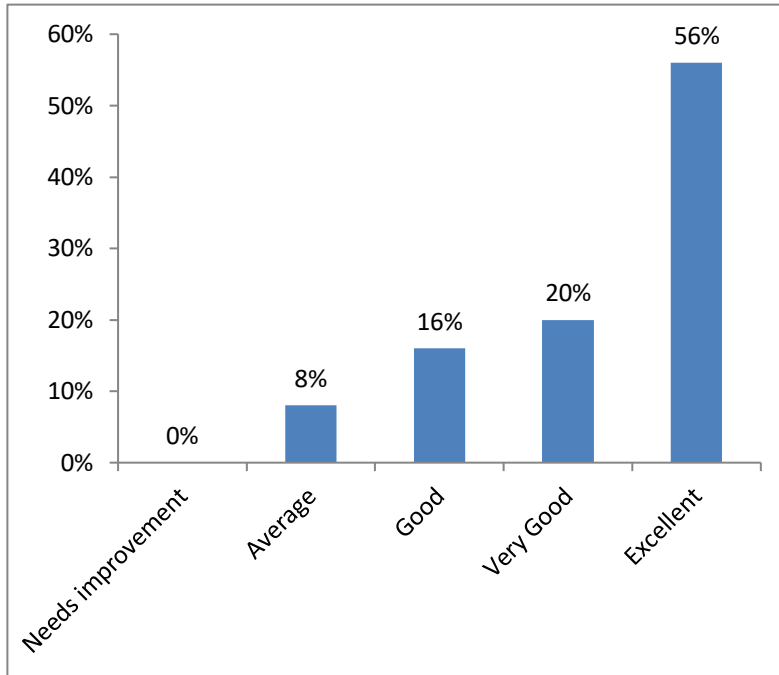


When analysis of Stack holder feedback survey was made it was found that majority of the stack holders i.e. 64 per cent were found that Your perception about the competence of Teachers and Laboratory staff of the college was excellent, not even a single stack holder was unsatisfied with it.

**Action Taken: Not Needed.**

7

### Canteen and food facilities at the College

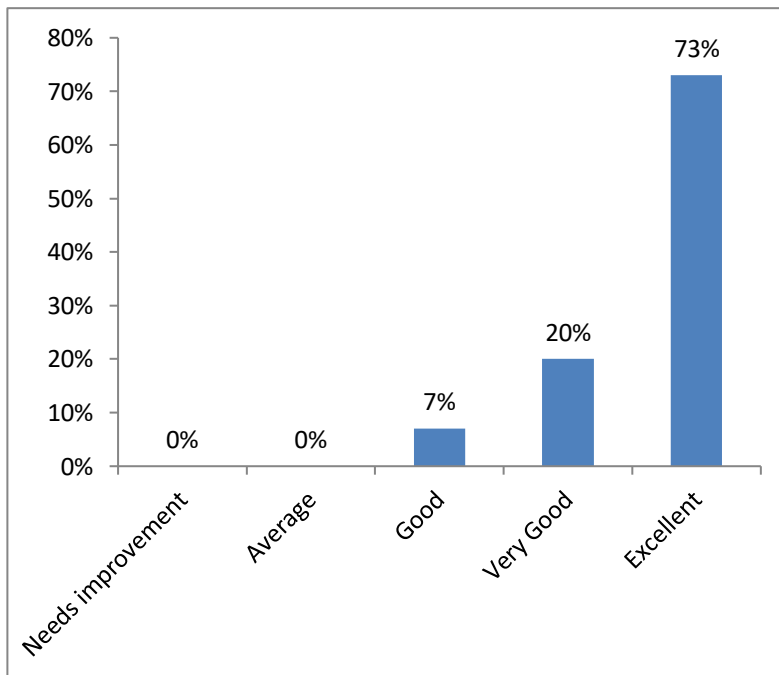


When analysis of Stack holder feedback survey was made it was found that majority of the stack holders i.e. 56 per cent were found that Your perception about the Canteen and food facilities at the College of the college was excellent, 2% a single stack holder was Needs improvement with it.

**Action Taken: No Needed**

8

### Safety and security measures at the College

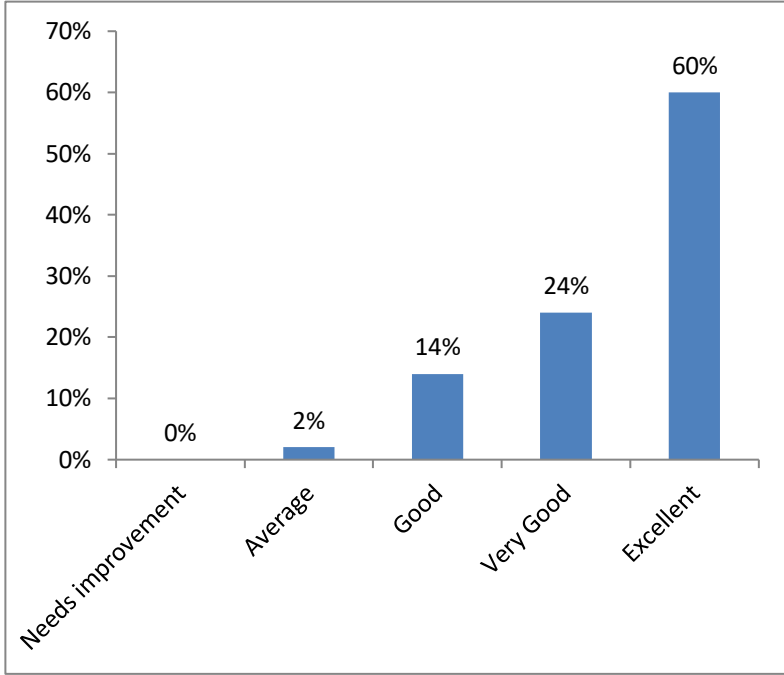


When analysis of Stack holder feedback survey was made it was found that majority of the stack holders i.e. 73 per cent were found that Your perception about Safety and security measures at the College of the college was excellent, not even a single stack holder was unsatisfied with it.

**Action Taken: Not Needed.**

9

**Professional standards of ethics and integrity**

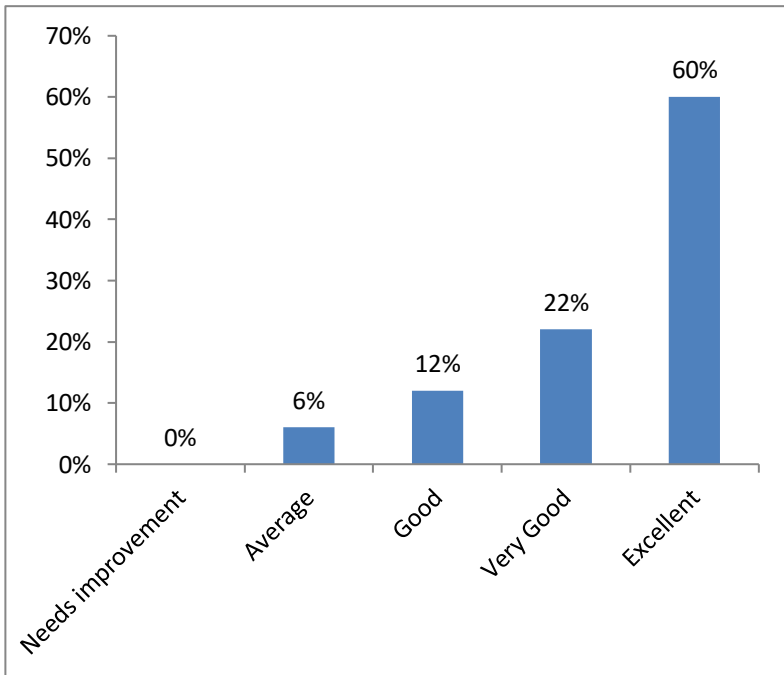


When analysis of Stack holder feedback survey was made it was found that majority of the stack holders i.e. 60 per cent were found that Professional standards of ethics and integrity of the college was excellent, not even a single stack holder was unsatisfied with it.

**Action Taken: Not Needed**

10

**Encouragements for new approaches and perspectives**

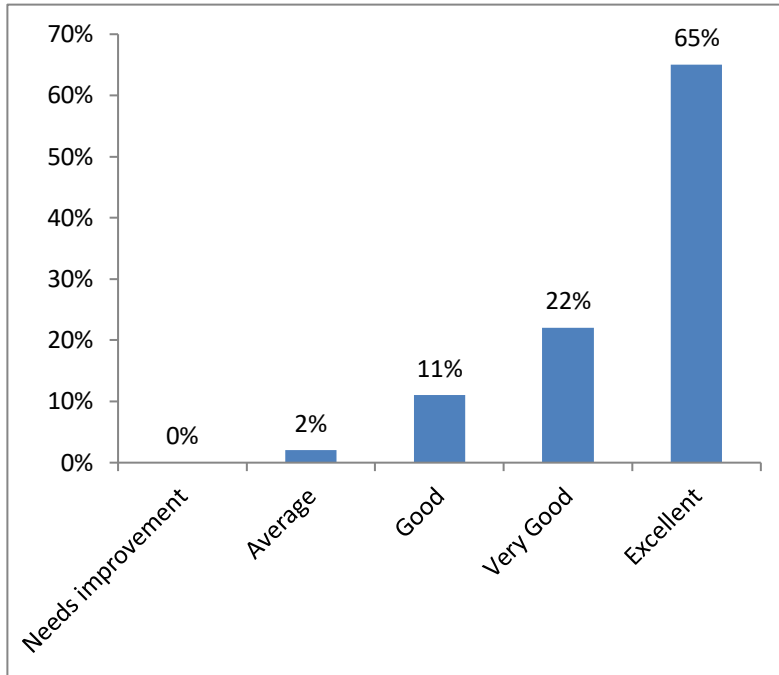


When analysis of Stack holder feedback survey was made it was found that majority of the stack holders i.e. 60 per cent were found that Encouragements for new approaches and perspectives of the college was excellent, not even a single stack holder was unsatisfied with it.

**Action Taken: Not Needed**

11

**Response of College on your advice during the visit, if any**

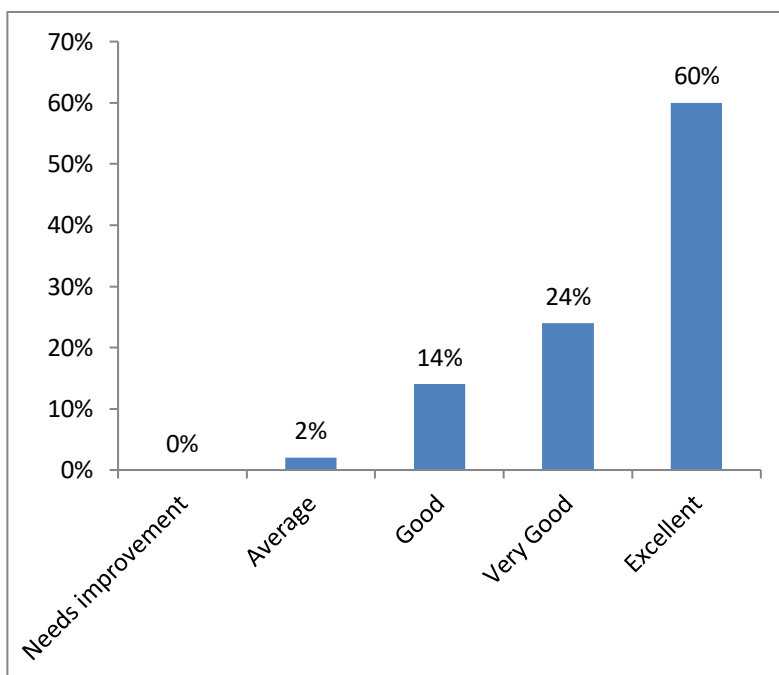


When analysis of Stack holder feedback survey was made it was found that majority of the stack holders i.e. 65 per cent Response of College on your advice during the visit, if any of the college was excellent, not even a single stack holder was unsatisfied with it.

**Action Taken: Not Needed**

12

**Your perception on interactions with the College staff**

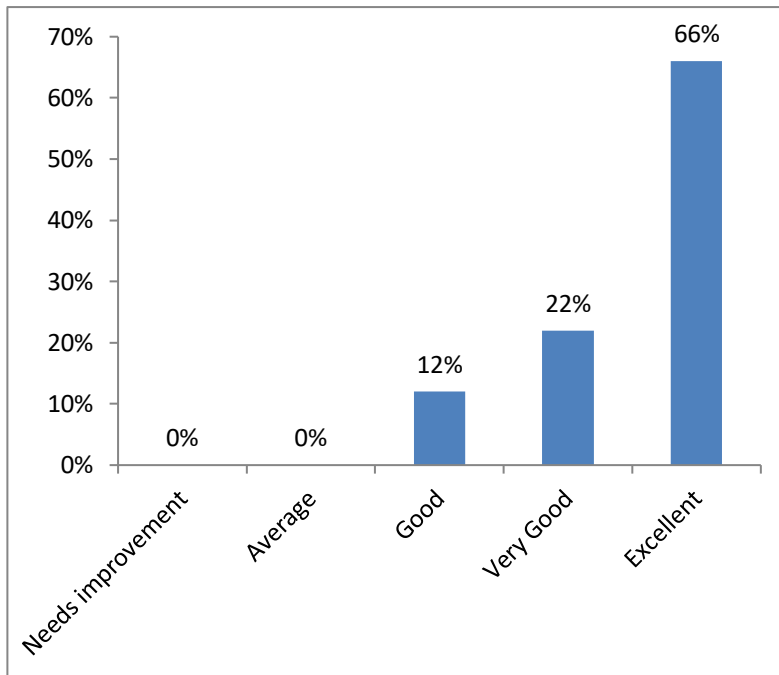


When analysis of Stack holder feedback survey was made it was found that majority of the stack holders i.e. 60 per cent Response of College Your perception on interactions with the College staff of the college was excellent, not even a single stack holder was unsatisfied with it.

**Action Taken: Not Needed**

13

### Overall infrastructure of the College

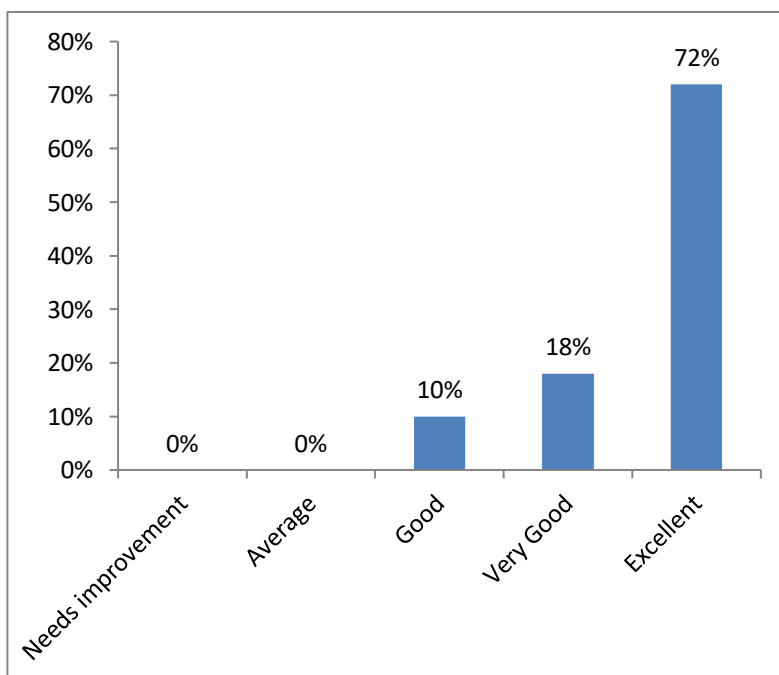


When analysis of Stack holder feedback survey was made it was found that majority of the stack holders i.e. 66 per cent Response of Overall infrastructure of the College was excellent, not even a single stack holder was unsatisfied with it.

**Action Taken: Not Needed**

14

### Overall experience at the College



When analysis of Stack holder feedback survey was made it was found that majority of the stack holders i.e. 72 per cent Response of Overall experience at the College of the College was excellent, not even a single stack holder was unsatisfied with it.

**Action Taken: Not Needed**