

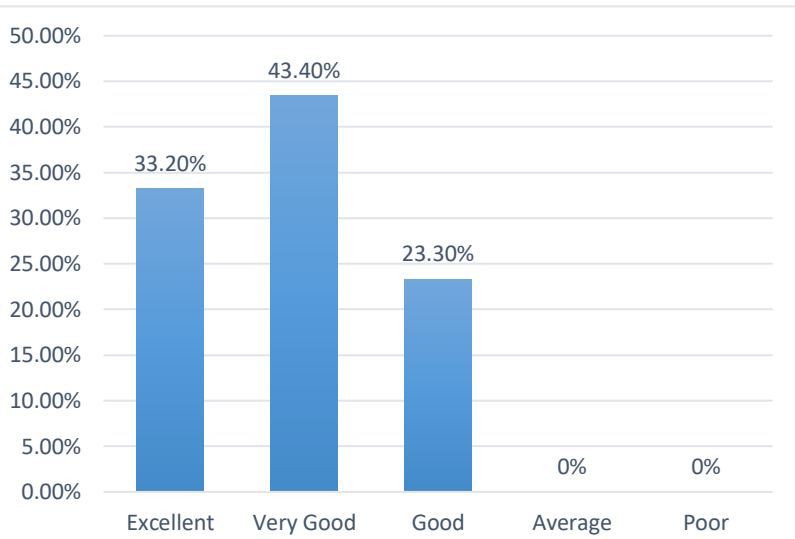


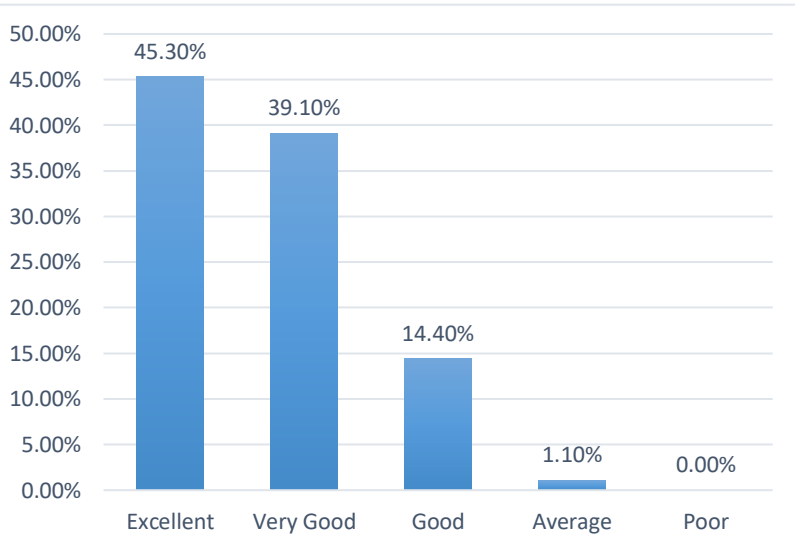
**Evaluation of Parents Feedback (2021-2022)**

Sr. No.	Feedback from Parents	Action Taken												
1	<p style="text-align: center;"><b>Admission Procedure</b></p>  <table border="1" data-bbox="209 546 1018 1077"> <caption>Admission Procedure Feedback Data</caption> <thead> <tr> <th>Category</th> <th>Percentage</th> </tr> </thead> <tbody> <tr> <td>Excellent</td> <td>52.10%</td> </tr> <tr> <td>Very Good</td> <td>34.60%</td> </tr> <tr> <td>Good</td> <td>10%</td> </tr> <tr> <td>Average</td> <td>3.30%</td> </tr> <tr> <td>Poor</td> <td>0%</td> </tr> </tbody> </table>	Category	Percentage	Excellent	52.10%	Very Good	34.60%	Good	10%	Average	3.30%	Poor	0%	<p>When analysis of Parent feedback survey was made it was found that the majority of the Parents i.e. more than 52% found that the Admission Procedure of the College is excellent. Not even a single parent choose poor in it.</p> <p><b>Action Taken:</b> Not Needed</p>
Category	Percentage													
Excellent	52.10%													
Very Good	34.60%													
Good	10%													
Average	3.30%													
Poor	0%													
2	<p style="text-align: center;"><b>Infrastructure and Lab Facilities</b></p>  <table border="1" data-bbox="209 1160 1018 1691"> <caption>Infrastructure and Lab Facilities Feedback Data</caption> <thead> <tr> <th>Category</th> <th>Percentage</th> </tr> </thead> <tbody> <tr> <td>Excellent</td> <td>54.20%</td> </tr> <tr> <td>Very Good</td> <td>32.40%</td> </tr> <tr> <td>Good</td> <td>11.10%</td> </tr> <tr> <td>Average</td> <td>2.20%</td> </tr> <tr> <td>Poor</td> <td>0%</td> </tr> </tbody> </table>	Category	Percentage	Excellent	54.20%	Very Good	32.40%	Good	11.10%	Average	2.20%	Poor	0%	<p>When analysis of Parent feedback survey was made it was found that the majority of the Parents i.e. more than 54% found that the Infrastructure and Lab facilities of the College is excellent. Not even a single parent choose poor in it.</p> <p><b>Action Taken:</b> Not Needed</p>
Category	Percentage													
Excellent	54.20%													
Very Good	32.40%													
Good	11.10%													
Average	2.20%													
Poor	0%													
3	<p style="text-align: center;"><b>Canteen Facility</b></p>	<p>When analysis of Parent feedback survey was made it was found that the majority of the Parents i.e. more than 33% and 43% found that the Canteen facility of the College is excellent and very good. Not even a single parent choose poor in it.</p> <p><b>Action Taken:</b> Not Needed</p>												



4

**Library Facility**

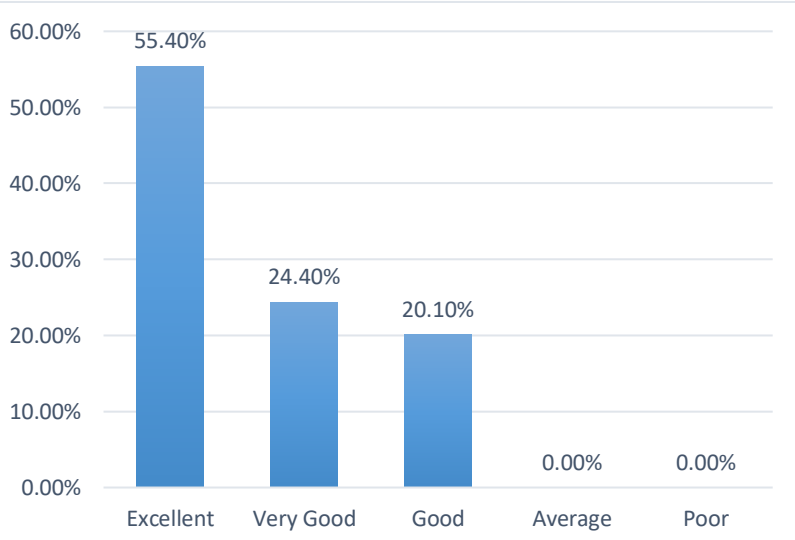


When analysis of Parent feedback survey was made it was found that the majority of the Parents i.e. more than 45% found that the Library Facility of the College is excellent. Not even a single parent choose poor in it.

**Action Taken:** Not Needed

5

**Sports and Extracurricular activities**



When analysis of Parent feedback survey was made it was found that the majority of the Parents i.e. more than 55% found that the Sports and Extracurricular activities of the College is excellent. Not even a single parent choose poor in it.

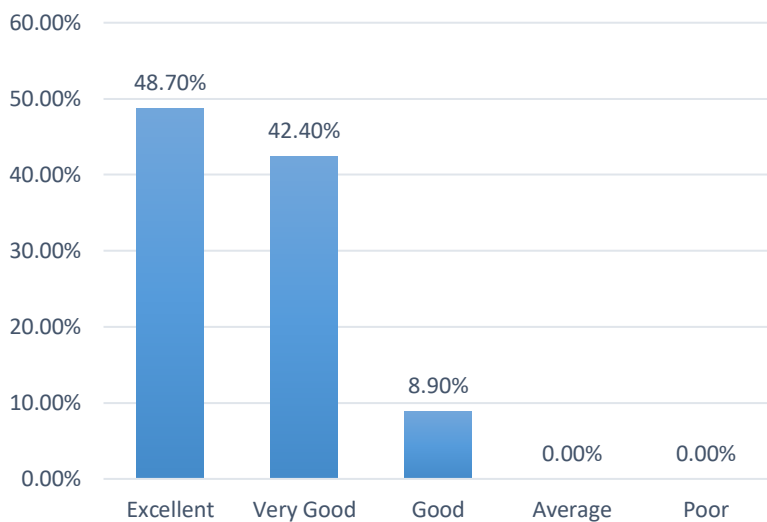
**Action Taken:** Not Needed

6

**Students counselling activities**

When analysis of Parent feedback survey was made it was found that the majority of the Parents i.e. more than 50% found that the Students counselling activities in the College is very good. Not

	<table border="1"> <thead> <tr> <th>Category</th> <th>Percentage</th> </tr> </thead> <tbody> <tr> <td>Excellent</td> <td>10.90%</td> </tr> <tr> <td>Very Good</td> <td>50.20%</td> </tr> <tr> <td>Good</td> <td>38.90%</td> </tr> <tr> <td>Average</td> <td>0.00%</td> </tr> <tr> <td>Poor</td> <td>0.00%</td> </tr> </tbody> </table>	Category	Percentage	Excellent	10.90%	Very Good	50.20%	Good	38.90%	Average	0.00%	Poor	0.00%	<p>even a single parent choose poor in it.</p> <p><b>Action Taken:</b> Not Needed</p>
Category	Percentage													
Excellent	10.90%													
Very Good	50.20%													
Good	38.90%													
Average	0.00%													
Poor	0.00%													
7	<p align="center"><b>Use of Information and Communication technology in the curriculum delivery</b></p> <table border="1"> <thead> <tr> <th>Category</th> <th>Percentage</th> </tr> </thead> <tbody> <tr> <td>Excellent</td> <td>55.20%</td> </tr> <tr> <td>Very Good</td> <td>40.30%</td> </tr> <tr> <td>Good</td> <td>3.30%</td> </tr> <tr> <td>Average</td> <td>1.10%</td> </tr> <tr> <td>Poor</td> <td>0.00%</td> </tr> </tbody> </table>	Category	Percentage	Excellent	55.20%	Very Good	40.30%	Good	3.30%	Average	1.10%	Poor	0.00%	<p>When analysis of Parent feedback survey was made it was found that the majority of the Parents i.e. more than 55% found that the use of information and communication technology in the curriculum delivery in the College is excellent. Not even a single parent choose poor in it.</p> <p><b>Action Taken:</b> Not Needed</p>
Category	Percentage													
Excellent	55.20%													
Very Good	40.30%													
Good	3.30%													
Average	1.10%													
Poor	0.00%													
8	<p align="center"><b>Overall academic environment (Discipline, Teaching and other related activities)</b></p> <table border="1"> <thead> <tr> <th>Category</th> <th>Percentage</th> </tr> </thead> <tbody> <tr> <td>Excellent</td> <td>48.40%</td> </tr> <tr> <td>Very Good</td> <td>42.70%</td> </tr> <tr> <td>Good</td> <td>8.90%</td> </tr> <tr> <td>Average</td> <td>0.00%</td> </tr> <tr> <td>Poor</td> <td>0.00%</td> </tr> </tbody> </table>	Category	Percentage	Excellent	48.40%	Very Good	42.70%	Good	8.90%	Average	0.00%	Poor	0.00%	<p>When analysis of Parent feedback survey was made it was found that the more than 48 and 42 % parents found that the Overall academic environment of the College is excellent and very good. Not even a single parent choose poor in it.</p> <p><b>Action Taken:</b> Not Needed</p>
Category	Percentage													
Excellent	48.40%													
Very Good	42.70%													
Good	8.90%													
Average	0.00%													
Poor	0.00%													
9	<p align="center"><b>Improvement in soft-skills, knowledge, ethics, morality, observed by you in your ward while studying in college</b></p>	<p>When analysis of Parent feedback survey was made it was found that the majority of the Parents i.e. more than 48% found that the</p>												



Improvement in soft-skills, knowledge, ethics, morality, observed by you in your ward while studying in college is excellent. Not even a single parent choose poor in it.

**Action Taken:** Not Needed

10

**Examination system adopted by the college**

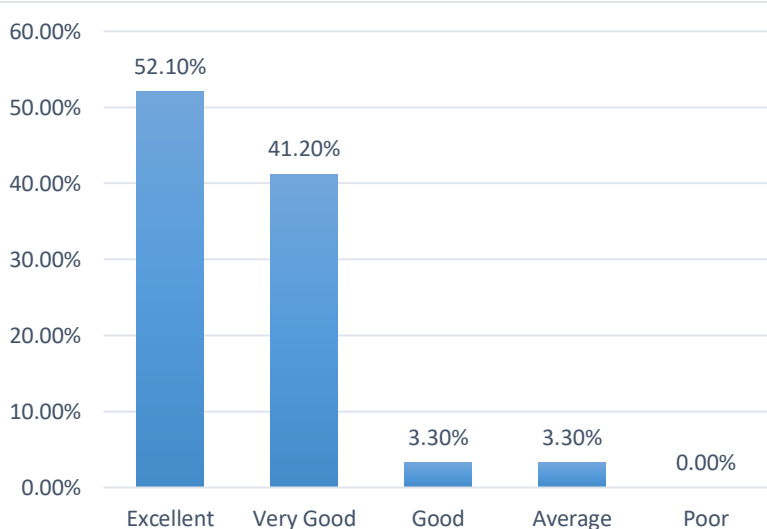


When analysis of Parent feedback survey was made it was found that the majority of the Parents i.e. more than 54% found that the Examination system adopted by the college is excellent. Not even a single parent choose poor in it.

**Action Taken:** Not Needed

11

**Evaluation and Feedback mechanism**



When analysis of Parent feedback survey was made it was found that the majority of the Parents i.e. more than 52% found that the Evaluation and Feedback mechanism of the college is excellent. Not even a single parent choose poor in it.

**Action Taken:** Not Needed