



VIVEK COLLEGE OF EDUCATION, BIJNOR

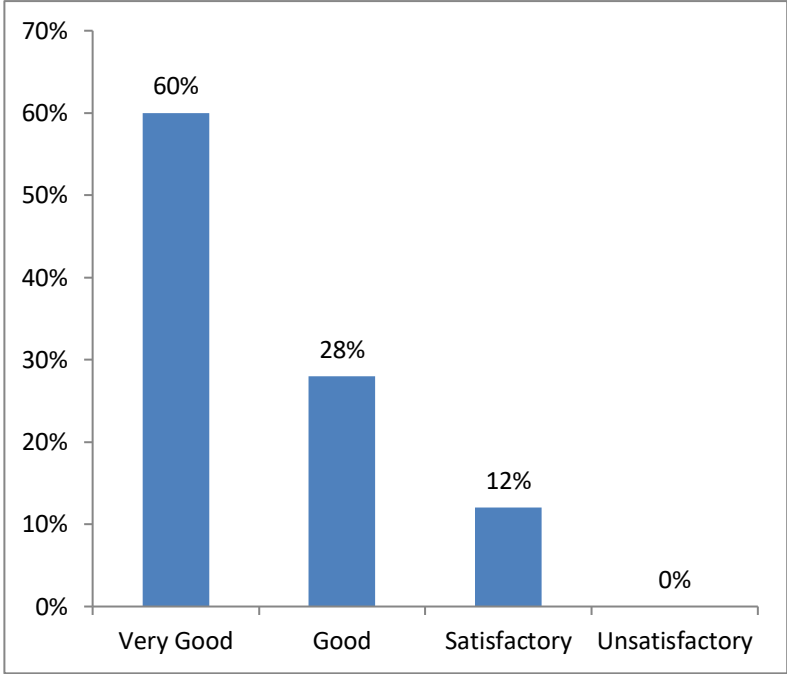
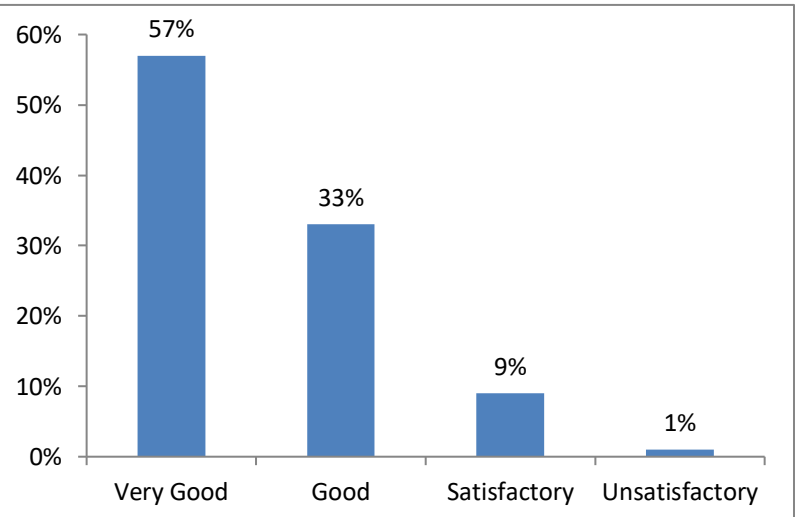
Moradabad Road, Post- Agri, Bijnor PIN-246701 Mob. 8057100200

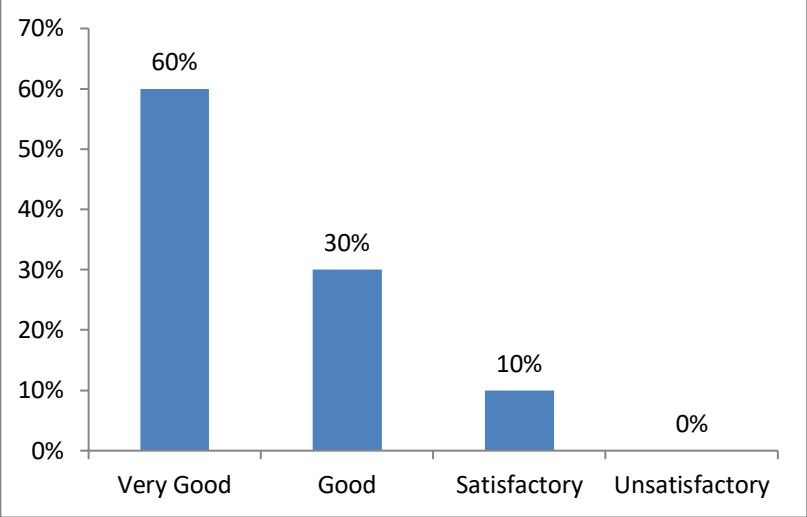
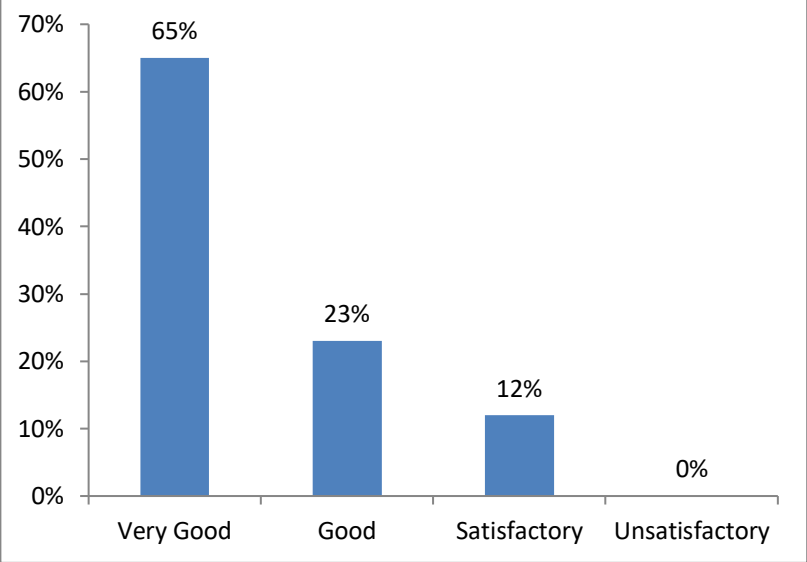
Recognized under section 2(f) & 12(B) of the UGC Act 1956

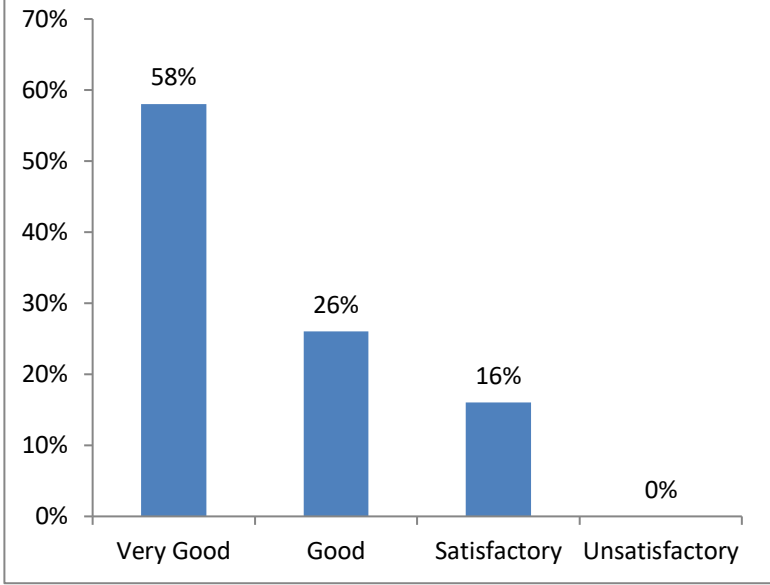
Affiliated to M. J. P. Rohilkhand University, Bareilly

Accredited 'B++' grade by NAAC

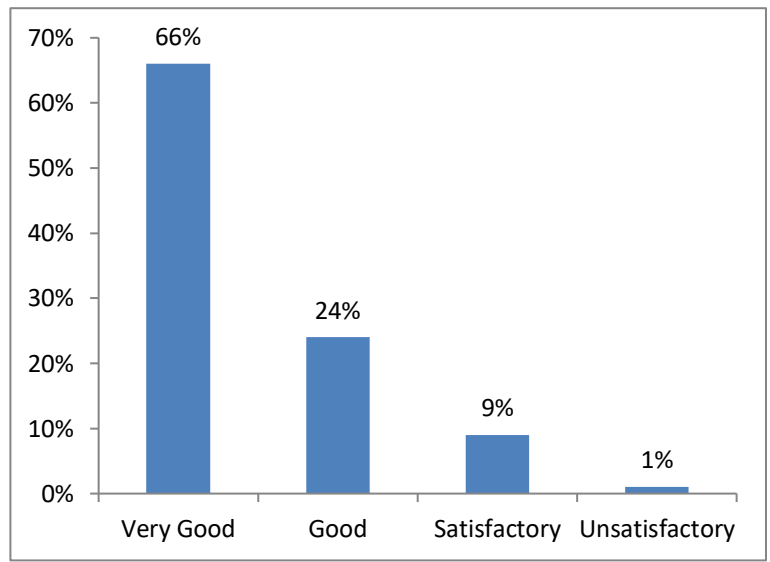
Evaluation of Alumni Feedback (2021-2022)

Sr. No.	Feedback from Alumni	Action Taken										
1	<p style="text-align: center;">Admission Procedure</p>  <table border="1"> <caption>Alumni Feedback for Admission Procedure</caption> <thead> <tr> <th>Category</th> <th>Percentage</th> </tr> </thead> <tbody> <tr> <td>Very Good</td> <td>60%</td> </tr> <tr> <td>Good</td> <td>28%</td> </tr> <tr> <td>Satisfactory</td> <td>12%</td> </tr> <tr> <td>Unsatisfactory</td> <td>0%</td> </tr> </tbody> </table>	Category	Percentage	Very Good	60%	Good	28%	Satisfactory	12%	Unsatisfactory	0%	<p>When analysis of Alumni feedback survey was made it was found that majority of the alumni i.e. more than 60 per cent were found that admission procedure of the college was very good, not even a single alumnus was unsatisfied with it.</p> <p>Action Taken: Not Needed</p>
Category	Percentage											
Very Good	60%											
Good	28%											
Satisfactory	12%											
Unsatisfactory	0%											
2	<p style="text-align: center;">Fee Structure</p>  <table border="1"> <caption>Alumni Feedback for Fee Structure</caption> <thead> <tr> <th>Category</th> <th>Percentage</th> </tr> </thead> <tbody> <tr> <td>Very Good</td> <td>57%</td> </tr> <tr> <td>Good</td> <td>33%</td> </tr> <tr> <td>Satisfactory</td> <td>9%</td> </tr> <tr> <td>Unsatisfactory</td> <td>1%</td> </tr> </tbody> </table>	Category	Percentage	Very Good	57%	Good	33%	Satisfactory	9%	Unsatisfactory	1%	<p>It was found that the majority of the alumni i.e. more than 57 per cent were found Fee Structure of the College was very good, only 1 per cent alumni was unsatisfied with it.</p> <p>Action Taken: Not Needed</p>
Category	Percentage											
Very Good	57%											
Good	33%											
Satisfactory	9%											
Unsatisfactory	1%											

3	<p style="text-align: center;">Environment</p>  <table border="1" data-bbox="256 226 1066 741"> <thead> <tr> <th>Satisfaction Level</th> <th>Percentage</th> </tr> </thead> <tbody> <tr> <td>Very Good</td> <td>60%</td> </tr> <tr> <td>Good</td> <td>30%</td> </tr> <tr> <td>Satisfactory</td> <td>10%</td> </tr> <tr> <td>Unsatisfactory</td> <td>0%</td> </tr> </tbody> </table>	Satisfaction Level	Percentage	Very Good	60%	Good	30%	Satisfactory	10%	Unsatisfactory	0%	<p>When analysis of alumni feedback survey was made on the basis of College environment it was found that majority of the alumni i.e. more than 60 per cent reported very good to it, not even a single alumnus was unsatisfied with it.</p> <p>Action Taken: Not Needed</p>
Satisfaction Level	Percentage											
Very Good	60%											
Good	30%											
Satisfactory	10%											
Unsatisfactory	0%											
4	<p style="text-align: center;">Infrastructure and Lab Facilities</p>  <table border="1" data-bbox="256 855 1066 1415"> <thead> <tr> <th>Satisfaction Level</th> <th>Percentage</th> </tr> </thead> <tbody> <tr> <td>Very Good</td> <td>65%</td> </tr> <tr> <td>Good</td> <td>23%</td> </tr> <tr> <td>Satisfactory</td> <td>12%</td> </tr> <tr> <td>Unsatisfactory</td> <td>0%</td> </tr> </tbody> </table>	Satisfaction Level	Percentage	Very Good	65%	Good	23%	Satisfactory	12%	Unsatisfactory	0%	<p>Majority of the alumni i.e. 65 per cent were admire that the Infrastructure and Lab facilities of the college was very good, not even a single alumnus was unsatisfied with it.</p> <p>Action Taken: Not Needed</p>
Satisfaction Level	Percentage											
Very Good	65%											
Good	23%											
Satisfactory	12%											
Unsatisfactory	0%											
5	<p style="text-align: center;">Faculty</p>	<p>Majority of the alumni i.e. more than 58 per cent were found very good faculty in the College, not even a single alumnus was unsatisfied with the faculty of the college</p> <p>Action Taken: Not Needed</p>										



Project Guidance

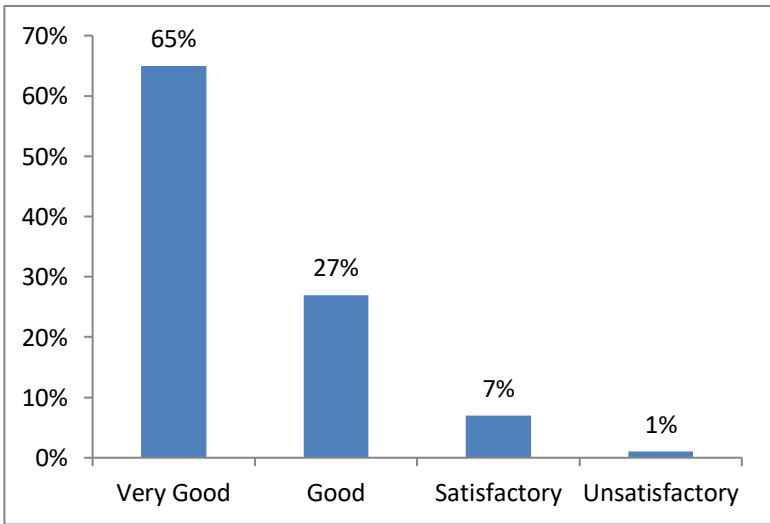


Majority of the alumni i.e. 66 per cent were admire that the Project guidance of Faculty members was very good, only 1 per cent was unsatisfied with it.

Action Taken: Not Needed.

6

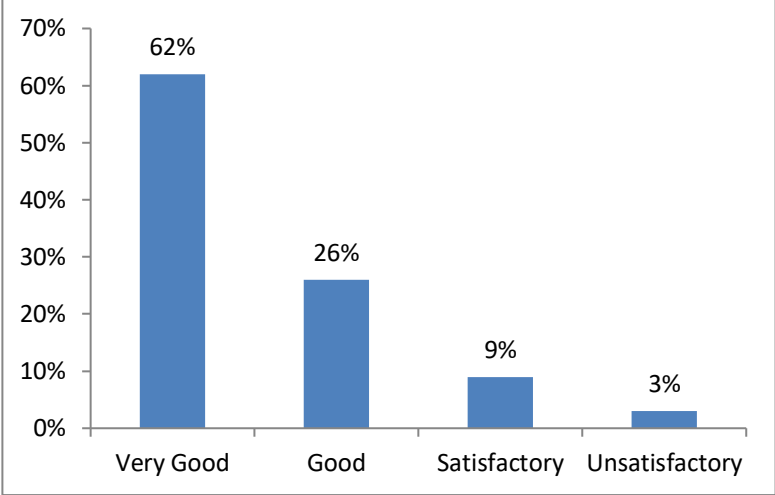
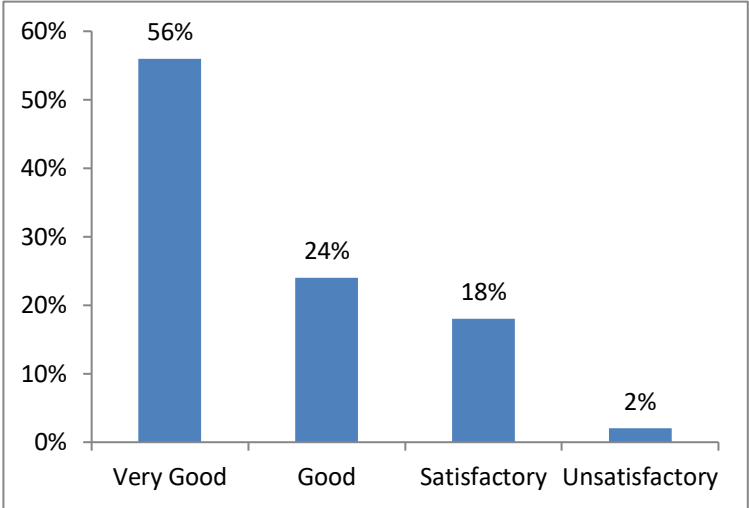
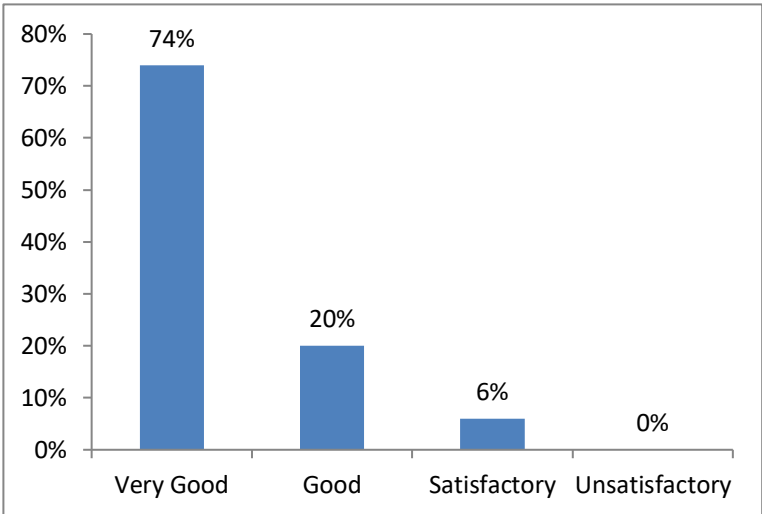
Quality of Support Material

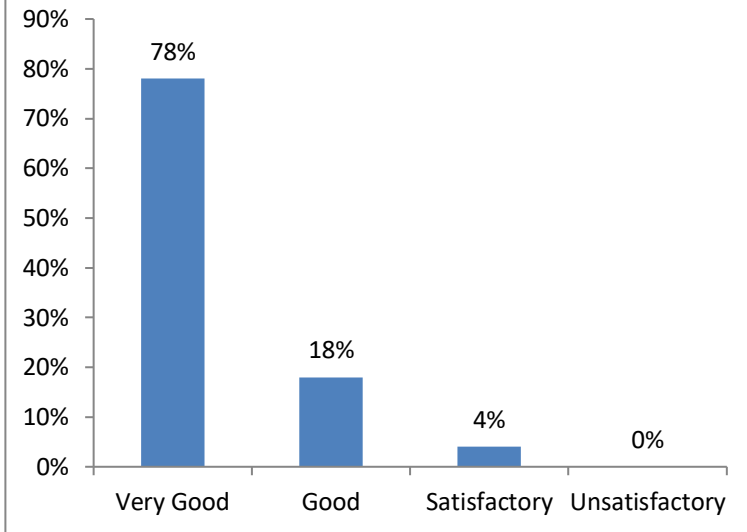


Majority of the alumni i.e. more than 65 per cent were admire that the quality of support material was very good, only 1 per cent was unsatisfied with it.

Action Taken: All HODs are instructed to make more improvement in the quality of support Material.

7

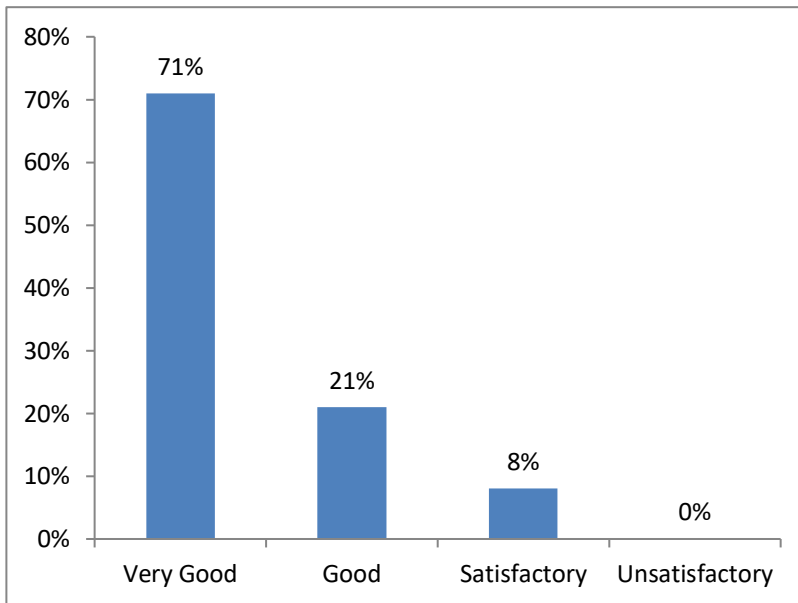
8	<p style="text-align: center;">Training and Placement</p>  <table border="1" data-bbox="272 226 1050 719"> <thead> <tr> <th>Category</th> <th>Percentage</th> </tr> </thead> <tbody> <tr> <td>Very Good</td> <td>62%</td> </tr> <tr> <td>Good</td> <td>26%</td> </tr> <tr> <td>Satisfactory</td> <td>9%</td> </tr> <tr> <td>Unsatisfactory</td> <td>3%</td> </tr> </tbody> </table>	Category	Percentage	Very Good	62%	Good	26%	Satisfactory	9%	Unsatisfactory	3%	<p>In alumni feedback survey It was found that the majority of the alumni i.e. more than 62 per cent alumni admire that the training and placement facility of the college is very good, only 3 per cent alumni were unsatisfied with this.</p> <p>Action Taken: All HODs are instructed to make more improvement in the on-campus placement of students.</p>
Category	Percentage											
Very Good	62%											
Good	26%											
Satisfactory	9%											
Unsatisfactory	3%											
9	<p style="text-align: center;">Library</p>  <table border="1" data-bbox="285 824 1037 1330"> <thead> <tr> <th>Category</th> <th>Percentage</th> </tr> </thead> <tbody> <tr> <td>Very Good</td> <td>56%</td> </tr> <tr> <td>Good</td> <td>24%</td> </tr> <tr> <td>Satisfactory</td> <td>18%</td> </tr> <tr> <td>Unsatisfactory</td> <td>2%</td> </tr> </tbody> </table>	Category	Percentage	Very Good	56%	Good	24%	Satisfactory	18%	Unsatisfactory	2%	<p>In alumni feedback survey It was found that the majority of the alumni i.e. more than 58 per cent were admire that the library facilities of the College was very good, only 2 per cent alumni were unsatisfied with this.</p> <p>Action Taken: All HODs are instructed to subscribe more journals and competitive magazines for the students in college library.</p>
Category	Percentage											
Very Good	56%											
Good	24%											
Satisfactory	18%											
Unsatisfactory	2%											
10	<p style="text-align: center;">Canteen Facilities</p>  <table border="1" data-bbox="277 1435 1042 1946"> <thead> <tr> <th>Category</th> <th>Percentage</th> </tr> </thead> <tbody> <tr> <td>Very Good</td> <td>74%</td> </tr> <tr> <td>Good</td> <td>20%</td> </tr> <tr> <td>Satisfactory</td> <td>6%</td> </tr> <tr> <td>Unsatisfactory</td> <td>0%</td> </tr> </tbody> </table>	Category	Percentage	Very Good	74%	Good	20%	Satisfactory	6%	Unsatisfactory	0%	<p>In alumni feedback survey It was found that the majority of the alumni i.e. more than 74 per cent were admire that the Canteen facilities of the College was very good, Not even a single alumnus was unsatisfied with it.</p> <p>Action Taken: Not Needed</p>
Category	Percentage											
Very Good	74%											
Good	20%											
Satisfactory	6%											
Unsatisfactory	0%											
11	<p style="text-align: center;">Alumni Association Network</p>	<p>In alumni feedback survey It was found that the majority of the</p>										



alumni i.e. more than 78 per cent were admire that the Alumni Association network of the College is very good, Not even a single alumnus is unsatisfied with it.

Action Taken: Not Needed

Overall Rating



In alumni feedback survey It was found that the majority of the alumni i.e. more than 71 per cent were admire that the Overall rating for the College is very good, Not even a single alumnus is unsatisfied with it.

Action Taken: Not Needed